


BRIGHT WHITE
(12mm or 20mm)




GALAXY (12mm)
*Glow in the dark




BAMBOO (25mm)
(Solid timber)



JASMINE (20mm)



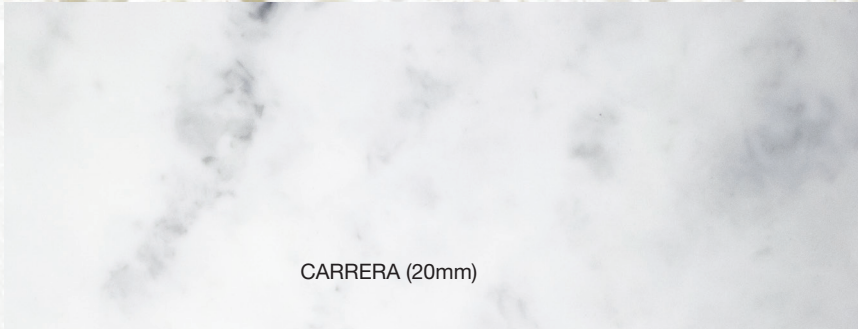
SUGAR CREAM (20mm)



ICE WHIP (20mm)



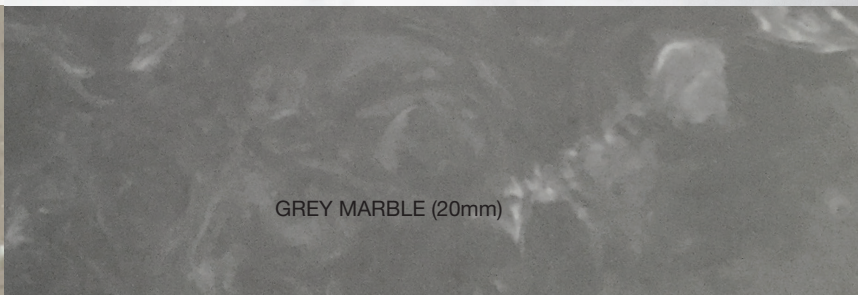
FROST (20mm)



CARRERA (20mm)



BISCUIT (20mm)



GREY MARBLE (20mm)



Premium Solid Surface

- Cherry Pie® is a premium solid surface benchtop material.
- Manufactured using 100% acrylic resin solid surface material.
- Developed to withstand heat, chemicals, moisture, and impact, and to resist stains better than natural stone surfaces.
- Cherry Pie® is non-porous, hygienic, easy to clean, maintain, and repair.
- Does not require sealing or treating.